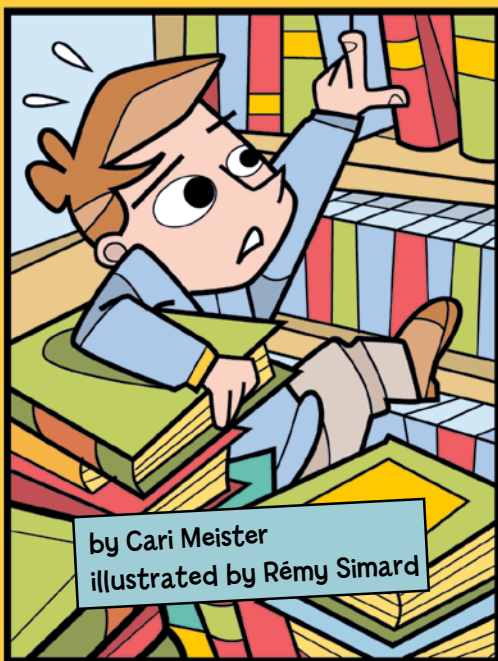


MY 1ST
GRAPHIC
NOVEL®

SHARK

in the


Library!



by Cari Meister
illustrated by Rémy Simard

How To Read A GRAPHIC NOVEL

Graphic novels are easy to read. Boxes called panels show you how to follow the story. Look at the panels from left to right and top to bottom.



Read the word boxes and word balloons from left to right as well. Don't forget the sound and action words in the pictures.

1 Ben opened the door and ran down the stairs.



4 He tripped. He fell.



The pictures and the words work together to tell the whole story.


It's library day for Noah's class. Library day only happens once a week.




Mrs. Brown greets the students. She is the librarian.



Every week, Mrs. Brown plans a new theme.
Last week was space week.



This week is sea creature week. There are sea creatures everywhere!



Noah's class sits in a circle.



Mrs. Brown reads a funny story.




I love this book!



After the story, Mrs. Brown pulls out a big basket.



Mrs. Brown sticks one of the fish to the board.



WRITING PROMPTS

1. Make your own book. Write a story and draw pictures to match.
2. Write a book report about this book. Be sure to include the setting, the characters, the main event, the problem, the conclusion, and if you liked or disliked the book.
3. Would you want to be a librarian? Write a paragraph explaining your answer.

