

MY **1ST**
GRAPHIC
NOVEL

AIRPLANE ADVENTURE




by **Cari Meister**


illustrated by
Marilyn Janovitz

HOW TO READ A GRAPHIC NOVEL

Graphic novels are easy to read. Boxes called panels show you how to follow the story. Look at the panels from left to right and top to bottom.



Read the word boxes and word balloons from left to right as well. Don't forget the sound and action words in the pictures.




The pictures and the words work together to tell the whole story.

Juan and Anna are going to Mexico.
They are going to see their grandma.




It is too far to walk.
It is too far to drive.



They will fly on an airplane.



Juan packs his flippers and snorkel for the beach.



Anna packs her book about shells.






They pack some treats
for the plane ride too.



ZIP ZIP ZIP



The airport is busy.



Anna and Juan get their tickets.



They give their bags to the ticket taker.



Be good,
kids.




They hug their
dad good-bye.



They go to the security area.




Juan and Anna put their backpacks on a moving belt.



A camera looks inside their backpacks.




Anna takes off her shoes. She walks through the metal frame.



Juan takes off his shoes too. Then he walks through the metal frame.



He empties his pockets.



Now he does not beep.



An airport worker shows them where to wait.

